

# CFS ETF Exposure Series: US Shares



## Investment Option Profile - July 2025

	3 month (%)	6 month (%)	1 year (%) pa	3 years (%) pa	5 years (%) pa	10 years (%) pa	Since inception	Inception date	Fund size
Investments	14.59	2.12	18.41				22.21	Nov 2022	\$9.69m
Distribution Return	2.88	4.14	5.14				2.66		
Growth Return	11.71	-2.02	13.27				19.55		
Personal Super	12.84	2.44	16.79				18.80	Nov 2022	\$32.64m
Retirement	14.56	2.14	18.39				24.21	Mar 2023	\$31.94m
Benchmark^	12.50	1.77	15.91				19.93		

^ S&P 500 Price Index (95%); RBA Cash Rate (5%)

**Past performance is not an indicator of future performance for this option or any other option available from Colonial First State.**

Returns are calculated on a cumulative year-on-year basis which are then annualised. For funds that have been in existence for less than one year, the since inception performance is actual performance since inception and not annualised. Calculations are based on exit price to exit price with distributions reinvested, after ongoing fees and expenses but excluding individual tax, member fees and entry fees (if applicable). Please refer to the PDS for full details of the applicable fees, costs, and benchmarks.

### Investment objective

The option will invest predominately (generally 92-98%) in an exchange-traded product (ETP). The selected ETP aims to track a broad index benchmark (S&P 500 Index) of shares listed on US stock exchanges (before taxes and fees). The option aims to closely track a Custom Benchmark (95% S&P 500 Index and 5% Reserve Bank of Australia Cash) before fees and taxes over rolling five year periods.

### Investment strategy

The option will hold units in an ETP and cash and target 95% exposure to the underlying ETP and will generally have exposure to the ETP within ranges of 92-98%. CFS has selected the iShares S&P 500 (ASX:IVV) ETP issued by BlackRock Inv Mgt (Aus) Ltd (BlackRock). BlackRock has adopted a passive investment strategy and aims to track the underlying index - the index is an established market cap weighted US equity index and is widely used to measure performance of large-cap equities listed on US stock exchanges. The ETF is not currency hedged.

### Investment category

Global Share

### Minimum suggested timeframe

At least 7 years

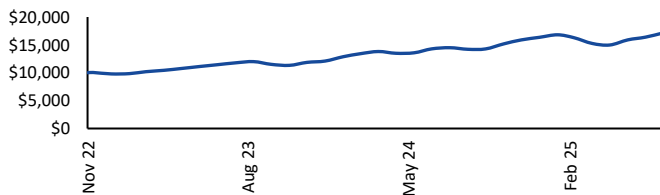
### Investment ranges

Asset class	Range	Benchmark
Cash	0% - 10%	n/a
Global Share	90% - 100%	n/a

### Portfolio holdings disclosure

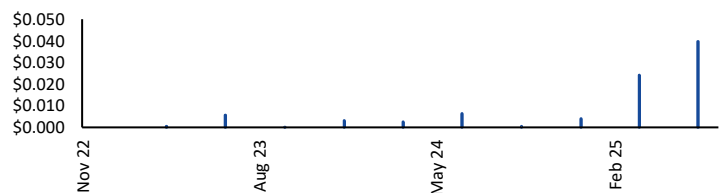
The money in your investment option is invested across a range of assets. To see a full list of holdings for this option, please visit [cfs.com.au/PHD](https://cfs.com.au/PHD)

### Performance chart (\$10,000 invested since inception)



CFS ETF Exposure Series: US Shares returns are calculated using exit price to exit price with distributions reinvested, net of management and transaction costs.

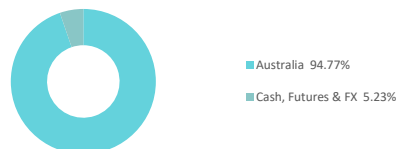
### Distributions (dollars per unit)



### Asset allocation



### Regional allocation



### Disclaimer

Avanteos Investments Limited ABN 20 096 259 979, AFSL 245531 (AIL) is the trustee of the Colonial First State FirstChoice Superannuation Trust ABN 26 458 298 557 and issuer of FirstChoice range of super and pension products.

Colonial First State Investments Limited ABN 98 002 348 352, AFSL 232468 (CFSIL) is the responsible entity and issuer of products made available under FirstChoice Investments and FirstChoice Wholesale Investments.

The investment information in this option profile is historical, produced as at the date specified above. The information below (except performance and key data information) relates to the FirstChoice Investments option only. Information for other options in the FirstChoice product range will be different and is available at [www.cfs.com.au](https://www.cfs.com.au) or by calling us on 13 13 36. We may change asset allocation and securities within the option at any time. Past performance is not an indicator of future performance for this option or any other option available from AIL And CFSIL. This document may include general advice but does not take into account your individual objectives, financial situation, needs or tax circumstances. The Target Market Determinations (TMD) for our financial products can be found at [www.cfs.com.au/tmd](https://www.cfs.com.au/tmd), which include a description of who a financial product might suit. You should read the relevant Product Disclosure Statement (PDS) and Financial Services Guide (FSG) carefully, assess whether the information is appropriate for you, and consider talking to a financial adviser before making an investment decision. You can get the PDS and FSG at [www.cfs.com.au](https://www.cfs.com.au) or by calling us on 13 13 36.

# CFS ETF Exposure Series: US Shares

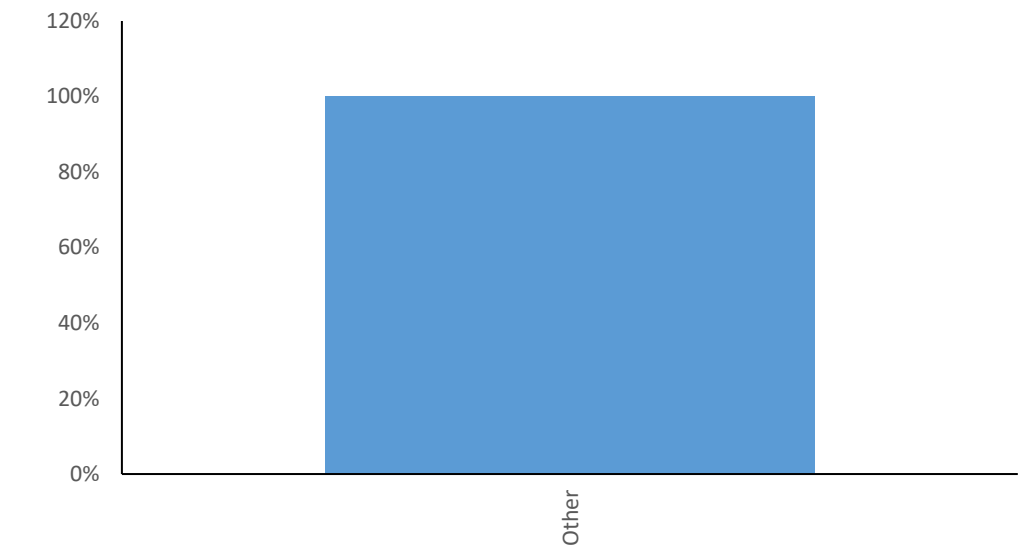


## Investment Option Profile - July 2025

### Top 10 holdings as at 30 June 2025

iShares Core S&P 500 ETF/Australia	95.81%
0	0.00%
0	0.00%
0	0.00%
0	0.00%
0	0.00%
0	0.00%
0	0.00%
0	0.00%
0	0.00%

### Sector Allocation



### Disclaimer

Avanteos Investments Limited ABN 20 096 259 979, AFSL 245531 (AIL) is the trustee of the Colonial First State FirstChoice Superannuation Trust ABN 26 458 298 557 and issuer of FirstChoice range of super and pension products.

Colonial First State Investments Limited ABN 98 002 348 352, AFSL 232468 (CFSIL) is the responsible entity and issuer of products made available under FirstChoice Investments and FirstChoice Wholesale Investments.

The investment information in this option profile is historical, produced as at the date specified above. The information below (except performance and key data information) relates to the FirstChoice Investments option only. Information for other options in the FirstChoice product range will be different and is available at [www.cfs.com.au](http://www.cfs.com.au) or by calling us on 13 13 36. We may change asset allocation and securities within the option at any time. Past performance is not an indicator of future performance for this option or any other option available from AIL And CFSIL. This document may include general advice but does not take into account your individual objectives, financial situation, needs or tax circumstances. The Target Market Determinations (TMD) for our financial products can be found at [www.cfs.com.au/tmd](http://www.cfs.com.au/tmd), which include a description of who a financial product might suit. You should read the relevant Product Disclosure Statement (PDS) and Financial Services Guide (FSG) carefully, assess whether the information is appropriate for you, and consider talking to a financial adviser before making an investment